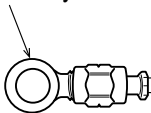
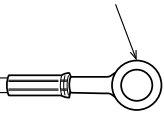


LHDB-ILNE

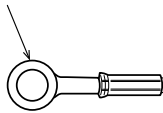
M10 SWIVEL BANJO
to Brake master cylinder



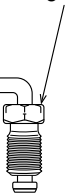
7/16 BANJO
to Brake master inlet



3/8 BANJO
to Brake master outlet



M10 MALE
to Rear brake line block
In engine bay



7/16 THREAD INLET

3/8 THREAD OUTLET

