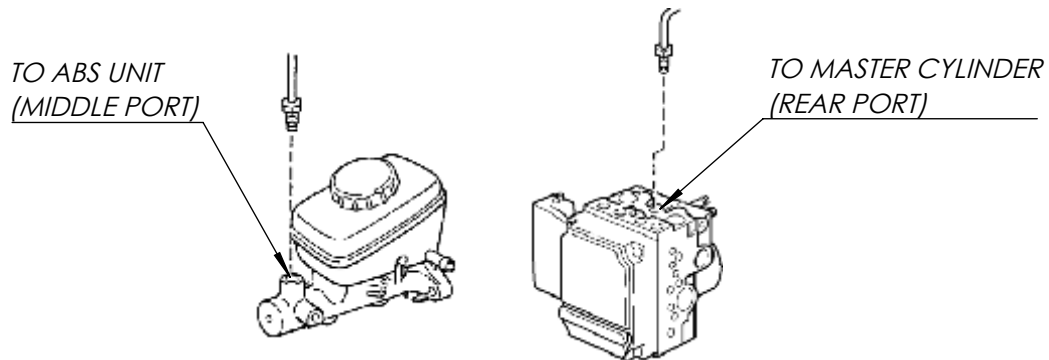
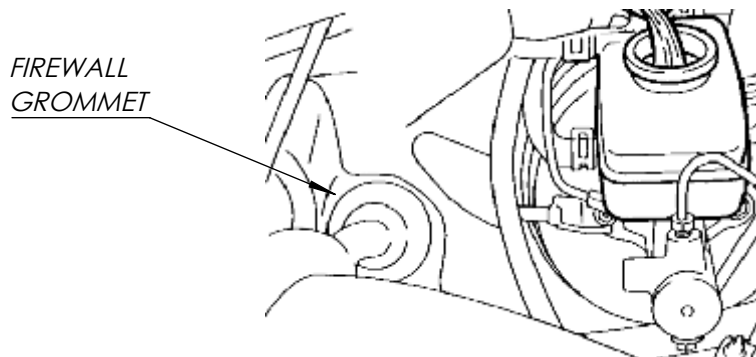


XE10-INLN & XE10-INL3

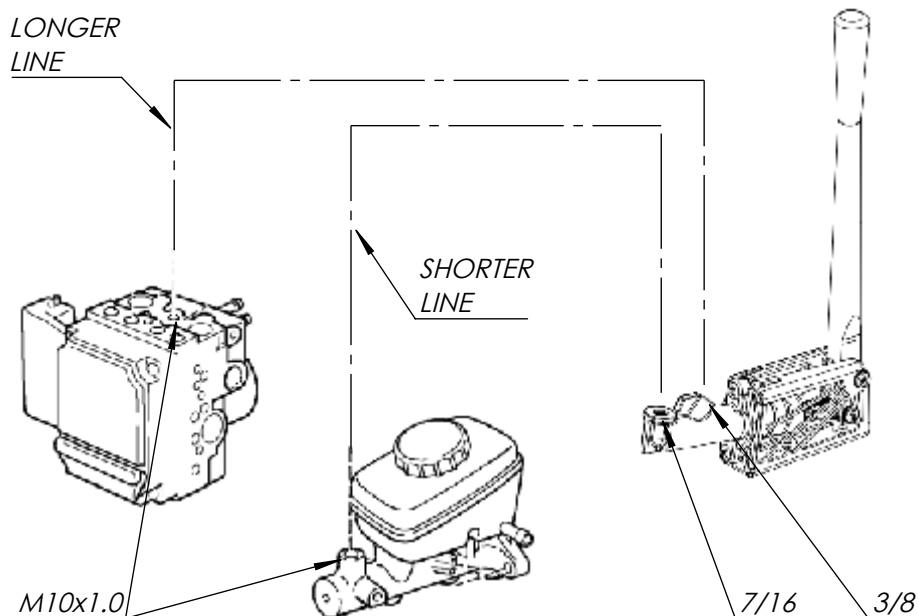
1. REMOVE THE HARDLINE CONNECTING THE REAR PORT OF THE OEM BRAKE MASTER CYLINDER TO THE MIDDLE PORT OF THE ABS UNIT.



2. REMOVE 2x MOUNTING NUTS TO LOOSEN ABS UNIT. LIFT UNIT TO ACCESS THE FIREWALL LOOM GROMMET.



3. CUT A SMALL SLIT INTO THE GROMMET. ROUTE THE LINES AS SHOWN BELOW:



4. **CRITICAL - CABLE TIE LINES SO THEY DO NOT INTERFERE WITH PEDALS!**

5. BLEED ALL BRAKES THOROUGHLY USING THE FOOT BRAKE.